

The RTB Q1 2022 Rent Index

10,414

New Tenancies Registered with the RTB and used in the Q1 2022 Sample



Standardised Average Rents in New Tenancies Q1 2022*

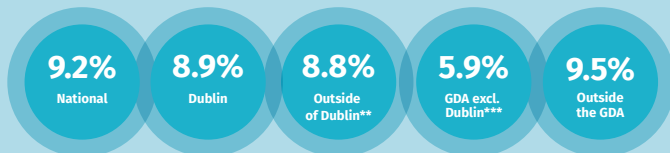


Standardised Average Rent for a Three Bedroom House in New Tenancies Q1 2022



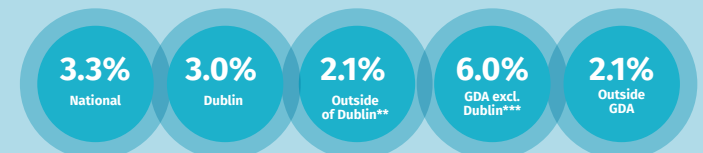
Annual growth rate in new tenancies

Compared to Q1 2021




Q1 2022 Quarterly growth rate in new tenancies

Compared to the last quarter



Highest and lowest standardised average rents in new tenancies in Q1 2022

By County



By Local Electoral Area (LEA)



* The RTB uses the standardised average rent, which is a mix adjusted rent that takes account of the changing mix of properties in an area.
 ** The area outside of Dublin takes into account every tenancy that is not in county Dublin. This area is also referred to as 'Non-Dublin'.
 *** GDA - Greater Dublin Area. For comparison purposes, Dublin is excluded from the GDA region in the RTB Index and thus the GDA refers to the surrounding counties of Meath, Kildare and Wicklow.

Rents in New Tenancies in Cities

Q1 2022

