


# The RTB Q2 2018 Rent Index



## Standardised Average Rents Q2 2018\*




## New vs Existing Tenancies\*\*\*



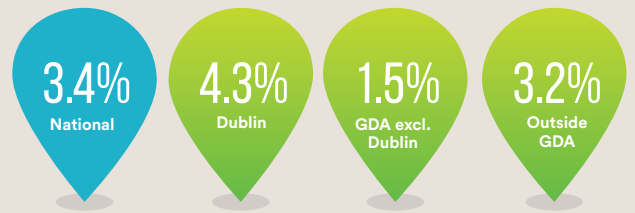
## Annual growth rates

Year on year, compared to the last quarter



## Quarterly growth

Compared to the last quarter



\* The RTB uses the standardised average rent, which is a mix adjusted rent that takes account of the changing mix of properties in an area  
 \*\* GDA - Greater Dublin Area  
 \*\*\* Further part 4 renewal tenancies

## Highest and lowest standardised average rents

By county



By LEA



## Year-on-year change in cities

