

The RTB Q1 2018 Rent Index

19,879

TENANCIES REGISTERED in Q1 2018

ANNUAL GROWTH RATES

↑ 7.1%
up year on year since the last quarter

National

↑ 7.8%
up year on year since the last quarter

Dublin

↓ 6.3%
down year on year since the last quarter

*Greater Dublin Area excl. Dublin

↓ 6.6%
down year on year since the last quarter

Outside the Greater Dublin Area

QUARTERLY GROWTH

NATIONAL

0.4%

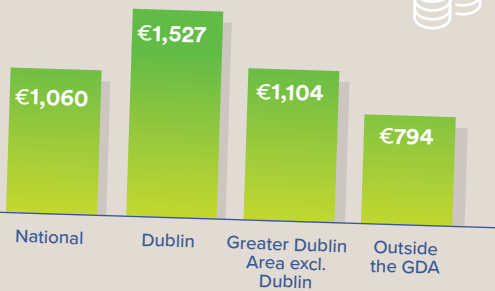
↓ down from 1.1% in Q4 2017

DUBLIN

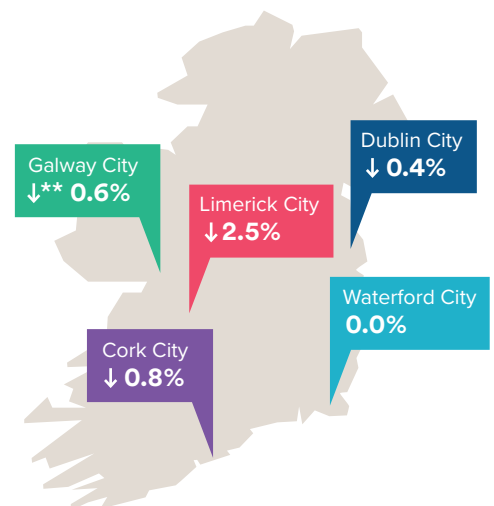
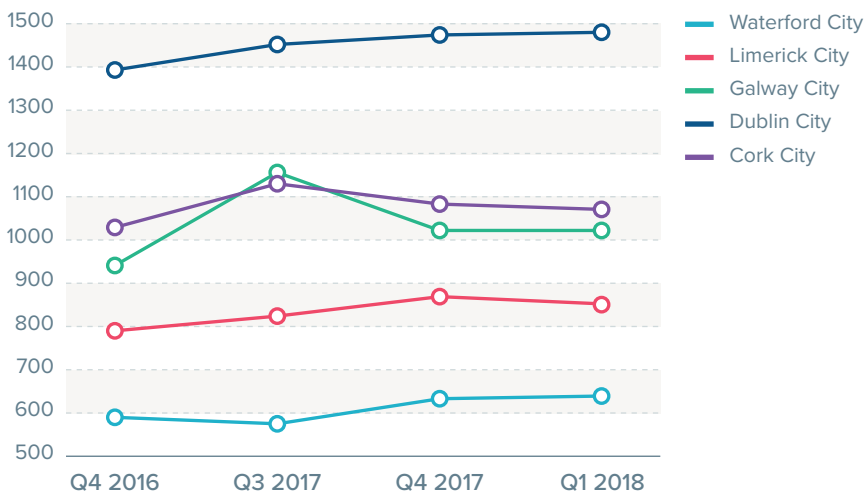
1.0%

↓ down from 1.1% in Q4 2017

RENTS Q1 2018



STANDARDISED AVERAGE* RENTS IN CITIES (€)



*The RTB uses the standardised average rent, which is a mix adjusted rent that takes account of the changing mix of properties in an area

Quarter-on-Quarter Change

**Indicates quarter on quarter growth is down compared to Q4 2017