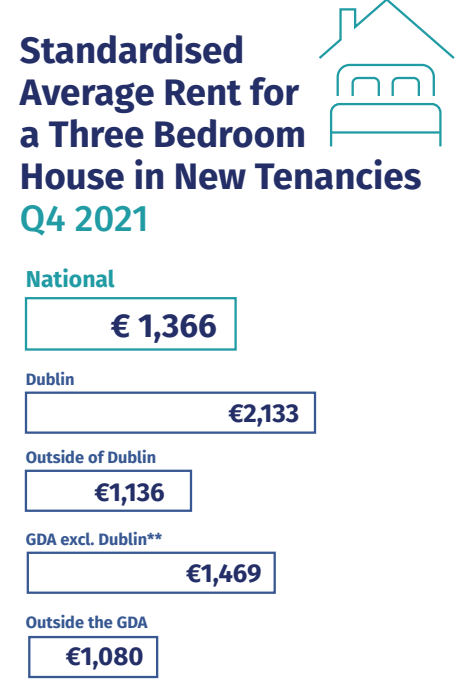
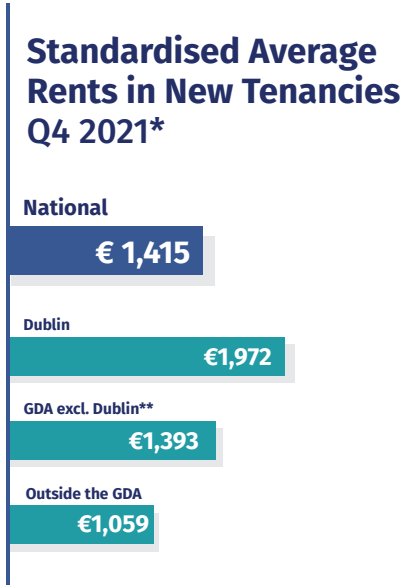


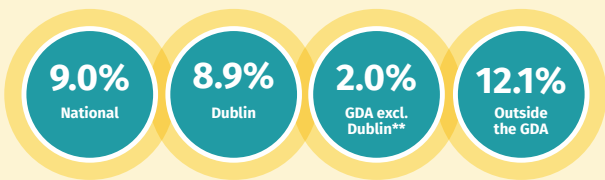
The RTB Q4 2021 Rent Index

9,346
New Tenancies Registered with the RTB and used in the Q4 2021 Sample




Annual growth rate in new tenancies

Compared to Q4 2020



Q4 2021 Quarterly growth rate in new tenancies

Compared to the last quarter



Highest and lowest standardised average rents in new tenancies in Q4 2021

By County



By Local Electoral Area (LEA)



* The RTB uses the standardised average rent, which is a mix adjusted rent that takes account of the changing mix of properties in an area
 ** GDA - Greater Dublin Area. For comparison purposes, Dublin is excluded from the GDA region in the RTB Index and thus the GDA refers to the surrounding counties of Meath, Kildare and Wicklow.

Rents in New Tenancies in Cities

Q4 2021

