

The RTB Q4 2018 Rent Index



Standardised Average Rents Q4 2018*


National



Dublin



GDA excl. Dublin

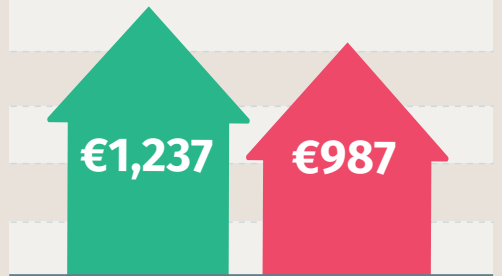


Outside the GDA



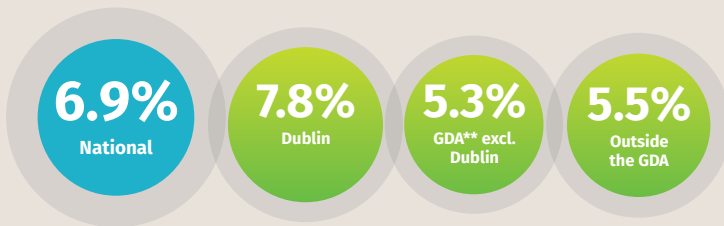
New vs Existing Tenancies***

Standardised monthly average rent




Annual growth rate

Compared to Q4 2017



Quarterly growth rate

Compared to the last quarter



* The RTB uses the standardised average rent, which is a mix adjusted rent that takes account of the changing mix of properties in an area

** GDA - Greater Dublin Area

*** Further Part 4 renewal tenancies

Highest and lowest standardised average rents Q4 2018

By county



By LEA (Local Electoral Area)



New Rent Pressure Zones

Abbey C & D, Ballysimon, Ballyvarra, Castleconnell, Galvone A & B, Glentworth A, B & C, Limerick South Rural, Market, Rathbane, Roxborough, Singland A & B, St. Laurence

Navan Local Electoral Area (LEA)
Average rent €1,154
Annual growth 14.45%

Limerick City East
Average rent €1,134.43
Annual growth 8.2%

Ardbraccan Bective
Navan rural
Navan urban

